

# CDP SCORE REPORT FORESTS 2022 - Timber



## Fresh Del Monte Produce Inc

<b>Region</b>	North America
<b>Country/Area</b>	Cayman Islands
<b>Questionnaire</b>	Agricultural commodities
<b>Activity Group</b>	Crop farming

The CDP Score Report allows companies to understand their score and indicate which categories require attention to reach higher scoring levels. This enables companies to progress towards environmental stewardship through benchmarking and comparison with peers, in order to continuously improve their forests governance. Investors will additionally receive a copy of the CDP Score Report upon request. For further feedback please contact your account manager or your key CDP contact.

### YOUR CDP FORESTS SCORES



Timber

### Timber Average performance

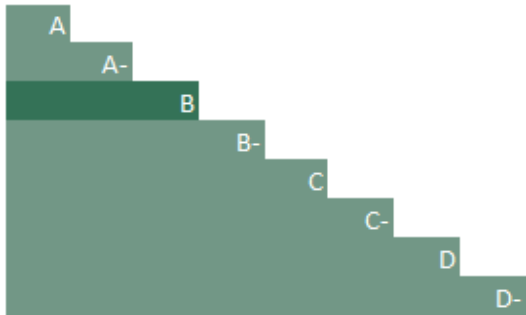


Crop farming

North America

Global Average

### UNDERSTANDING YOUR SCORE REPORT



Fresh Del Monte Produce Inc received a B for Timber which is in the Management band. This is higher than the North America regional average of C, and the same as the Crop farming sector average of B.

**Leadership (A/A-):** Implementing current best practices

**Management (B/B-):** Taking coordinated action on forests issues

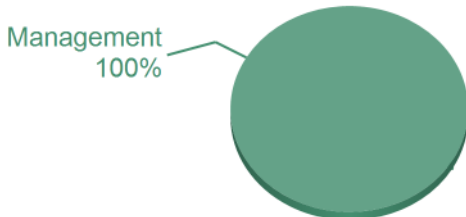
**Awareness (C/C-):** Knowledge of impacts on, and of, forests issues

**Disclosure (D/D-):** Transparent about forests issues

### ACTIVITY GROUP PERFORMANCE

#### Crop farming

Your company is amongst 100% of companies that reached Management level in your Activity Group for Timber.



#### A sample of A-list companies from your Activity Group:

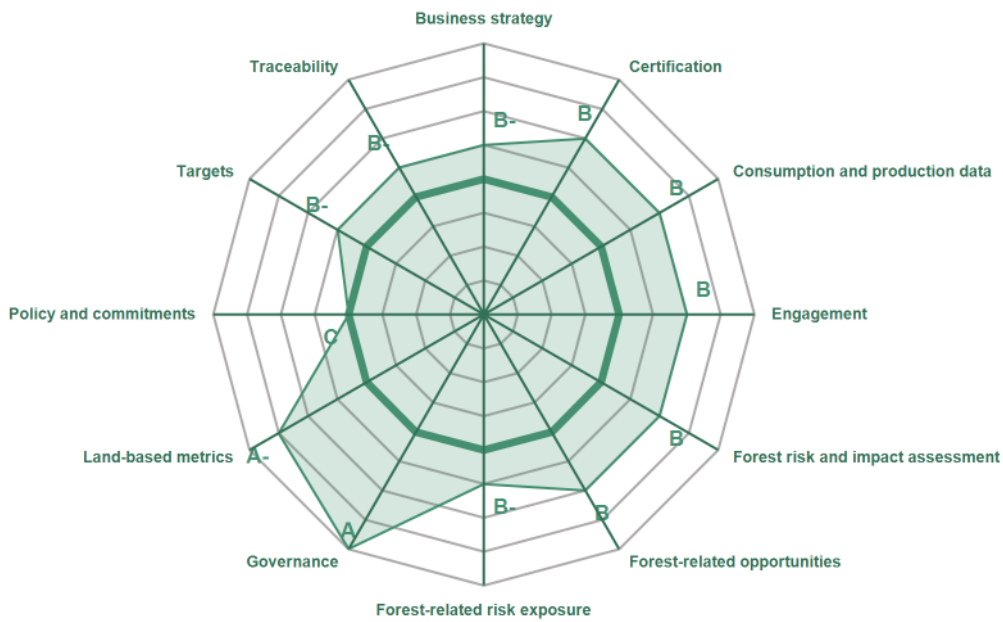
There are no A-List companies in your Activity Group. View the [full global A List](#)

\*Please note that the peer group average scores are compiled with only investor-requested company scores

# CDP SCORE REPORT FORESTS 2022 - Timber



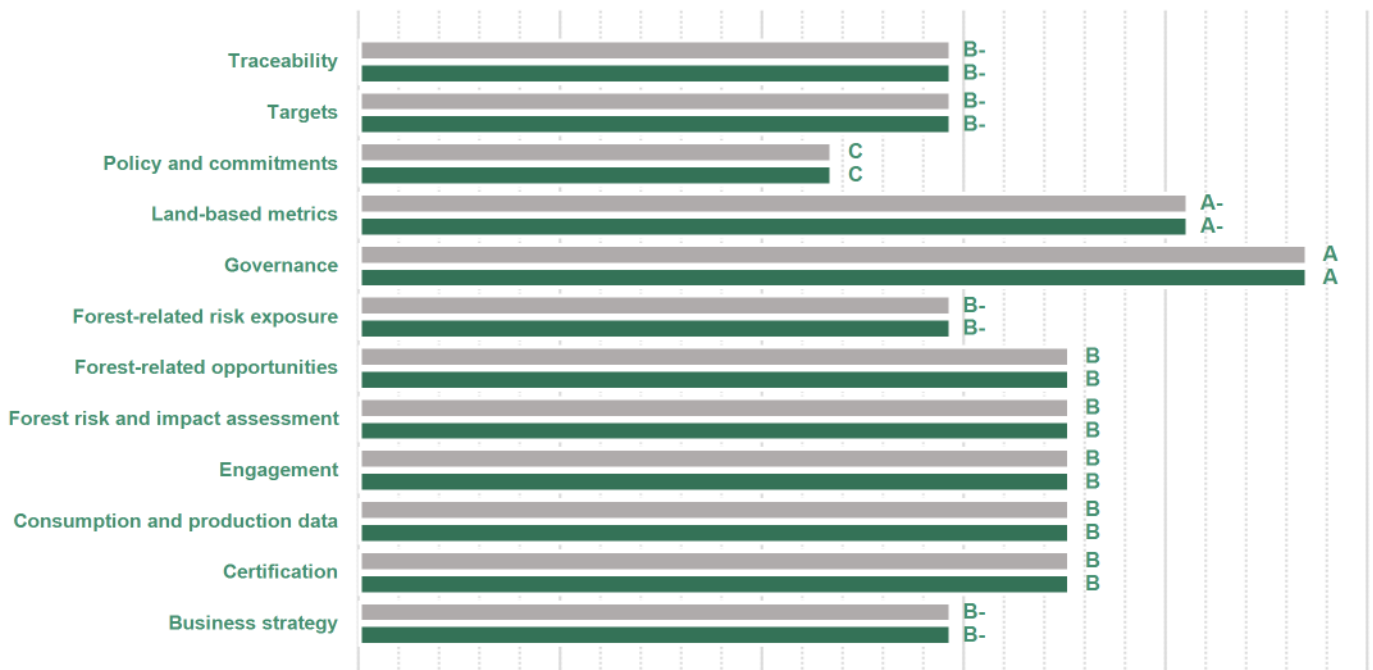
## CATEGORY SCORES



If a company scored C or below, they will not have been scored for Management or Leadership points (the dark green line represents this).

Please download the [CDP Scoring Introduction](#) for more information.

## CATEGORY SCORES BENCHMARKING



Each category score in the bar chart represents the progression within each scoring level. The 100% Disclosure and Signoff categories have not been included for category score breakdown as they are not scored at all levels.

Scoring categories are groupings of questions by topic. They are sub-groups of the 2022 questionnaire modules and are consistent across all sectors. The weightings applied to each category highlight the areas most important to environmental stewardship.

To find out more about category weightings for each sector, please download the ['CDP Scoring Categories and Weighting'](#) documents.